



BLUE BIRD
COMMERCIAL GROUP

Forward Engine



The Blue Bird Forward Engine (FE) is the perfect bus for your shuttle or transit fleet needs. As a leader in transport, the FE is especially stellar at navigating in densely populated areas and along highly-trafficked, tight and twisty routes. Its enhanced front service door allows easy access to the engine without the need for special tools, thus increasing uptime and reducing maintenance time. With over 90 years of experience, you can be sure to find the right needs for your bus with Blue Bird.



MAXIMUM VISIBILITY

INCREASED
PASSENGER COMFORT

BUILT TO LAST STRUCTURE

REDUCED OPERATING
AND MAINTENANCE COSTS

ENHANCED SAFETY

SUPERIOR INSULATION
AND QUIETNESS

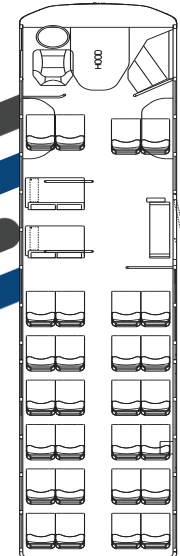

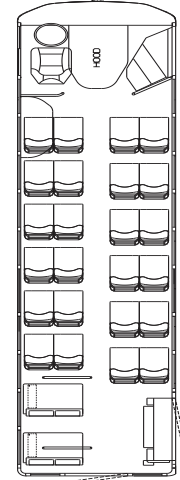
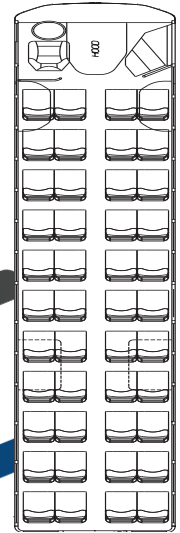
CONTEMPORARY
BUS DESIGN

BLUEBIRDCOMMERCIAL.COM

Visit us to find your local dealer.

Body Specifications

Capacity	Up to 52
Exterior Width	96"
Interior Width	90 3/4"
Aisle Width	Varies by Floor plan
Skirt Length	19 3/4", 25 3/4"
Interior Height	77"
Overall Height	121"-128" depending on options
Front Overhang	95" with standard steel bumper
Rear Overhang	Varies by body length/ wheelbase
Entrance Door	32" wide x 79" high/double electric outward opening
Exterior Mirrors	Manual, Optional heated remote operated
Flooring	1/2" plywood subflooring standard
Tire Size	11R22.5 (G) all-position radials
Alternator	210, 240, 270, and 320 amps with 12 volts
Brakes	4-wheel air drum brakes with 4-channel anti-lock brake system and Electronic Stability Control
Suspension	Soft ride front leaf spring suspension; Two-stage steel leaf rear spring suspension system (ratings varies by capacity); Air Suspension available
Steering	Tilt & telescoping steering column
Front Axle	Rating varies by capacity
Rear Axle	With hypoid, single reduction gears with broad range of ratios available to optimize powertrain performance (rating varies by capacity)
Wheel Cut	50°
GVWR	Up to 36,200 lbs.
Air Conditioning	Factory installed available
Backup Camera	Standard



Diesel Specifications

Engine	Cummins® B6.7 200-280 hp
Transmission	Allison® 2500 -5 speed automatic Allison® 3000 -5 speed automatic Eaton® Precision 2500 -7 speed automatic
Wheelbase	141"/ 169"/ 190"/ 211"/ 232"

Altoona Tested
10 Years/350,000 Miles

VCA
ISO Certified
9001:2008

AMERICAN JAIL ASSOCIATION
CORPORATE MEMBER

APTA
Member
AMERICAN PUBLIC TRANSPORTATION ASSOCIATION



Specifications, features, illustrations and equipment shown in this brochure are based upon the latest available information at the time of printing. Although descriptions are believed to be correct, accuracy cannot be guaranteed. Blue Bird Body Company reserves the right to make changes at any time without notice. Some features mentioned herein are not available in all models. Please see your Blue Bird Dealer for details. Blue Bird Body Company does not represent or warrant that its products are fit for a particular purpose. Purchaser must independently determine the suitability of the Blue Bird products for their particular application. All images contained herein are either owned by Blue Bird Body Company or used under a valid license. All trademarks used herein are registered trademarks of Blue Bird Body Company. It is a violation of federal law to reproduce these images without express written permission from Blue Bird Body Company. CB-FE19 © 2019 Blue Bird Corporation