



BLUE BIRD®
COMMERCIAL GROUP

Rear Engine



Blue Bird is known as the leader in safety- now let us show you our style! Available in Diesel and CNG, the Blue Bird Rear Engine (RE) bus features all the safety and durability advantages that makes our buses last a lifetime, while adding comfort and sophistication with hundreds of available options. The RE is a perfect choice for your city transit or coach bus needs. Our business is to get your passengers where they need to go comfortably, safely, year after year.

MAXIMUM VISIBILITY

INCREASED
PASSENGER COMFORT

BUILT TO LAST STRUCTURE

REDUCED OPERATING
AND MAINTENANCE COSTS

ENHANCED SAFETY

SUPERIOR INSULATION
AND QUIETNESS

CONTEMPORARY
BUS DESIGN

BLUEBIRDCOMMERCIAL.COM

Visit us to find your local dealer.



Body Specifications

Capacity	Up to 48
Exterior Width	96"
Interior Width	90 3/4"
Aisle Width	Varies by Floor plan
Skirt Length	19 3/4", 25 3/4"
Interior Height	77"
Overall Height	121"-128" depending on options
Front Overhang	95" with standard steel bumper
Entrance Door	32" wide x 79" high/double electric outward opening
Exterior Mirrors	Manual, Optional heated re-mote operated
Flooring	1/2" plywood subflooring standard
Tire Size	11R22.5 (G) all-position radials
Alternator	210, 240, 270, and 320 amps with 12 volts
Brakes	4-wheel air drum brakes with 4-channel anti-lock brake system with Electronic Stability Control
Suspension	Soft ride front leaf spring suspension; Two-stage steel leaf rear spring suspension system (ratings varies by capacity); Air Suspension available
Steering	Tilt & telescoping steering column
Front Axle	Rating varies by capacity
Rear Axle	With hypoid, single reduction gears with broad range of ratios available to optimize powertrain performance (rating varies by capacity)
Wheel Cut	50°
GVWR	Up to 36,200 lbs.
Air Conditioning	Factory installed available
Backup Camera	Standard

Diesel Specifications*

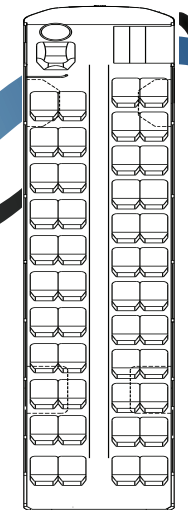
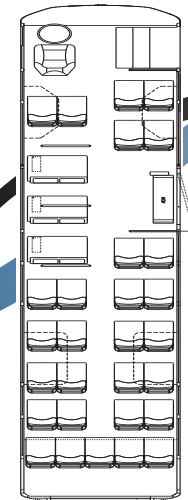
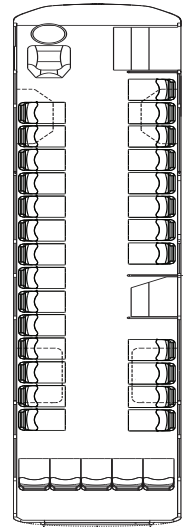
Engine	Cummins® B6.7 200-300 hp Cummins® L9 260-300 hp
Transmission	Allison® 2500 -5 speed automatic; Allison® B300-5 speed automatic; Allison® B300R-5 speed automatic; Allison® B400-5 speed automatic; Allison® B400R-5 speed automatic
Wheelbase	189"/ 217"/ 245"/ 259"/ 273"
Fuel Tank	Standard 60-gallon, optional 100-gallon

CNG Specifications

Engine	Cummins® L9N 250-280 hp
Transmission	Allison® B300-5 speed automatic; Allison® B300R-5 speed automatic; Allison® B400-5 speed automatic; Allison® 3000 -5 or 6 speed automatic
Wheelbase	189"/ 217"/ 252"/ 273"/ 280"
Fuel Tank	7600 SCF

Electric Specifications

Battery Type	Lithium Ion NMC
Battery Capacity	160 kWh; Up to 120 miles, dependent on drive cycle, driver behavior, accessories and HVAC usage; Less than 8 hours recharge time
Wheelbase	245"/ 259"/ 273"
Rated Power	Peak 315 hp
Rated Torque	Peak 2,176 ft-lbs.



*Our diesel unit has been Altoona tested.

**Altoona
Tested**
10 Years/350,000 Miles

VCA
ISO Certified
9001:2008

**AMERICAN JAIL
ASSOCIATION**
CORPORATE MEMBER

APTA
AMERICAN
PUBLIC
TRANSPORTATION
ASSOCIATION
Member



Specifications, features, illustrations and equipment shown in this brochure are based upon the latest available information at the time of printing. Although descriptions are believed to be correct, accuracy cannot be guaranteed. Blue Bird Body Company reserves the right to make changes at any time without notice. Some features mentioned herein are not available in all models. Please see your Blue Bird Dealer for details. Blue Bird Body Company does not represent or warrant that its products are fit for a particular purpose. Purchaser must independently determine the suitability of the Blue Bird products for their particular application. All images contained herein are either owned by Blue Bird Body Company or used under a valid license. All trademarks used herein are registered trademarks of Blue Bird Body Company. It is a violation of federal law to reproduce these images without express written permission from Blue Bird Body Company. CB-RE19 © 2019 Blue Bird Corporation