

Introducing the **New Commercial Rear-Entry** **Built on the Chrysler Voyager**



The BraunAbility ADA compliant Commercial Rear-Entry on the new Chrysler Voyager is the culmination of over 50 years experience in wheelchair accessibility in commercial and public transportation. The rear-entry conversion is a passenger-friendly as well as a cost-efficient mobility solution for many commercial transportation providers.

The Voyager Commercial Rear-Entry has multiple seating options available to accommodate passengers and wheelchair users. Depending on the options you select, you'll have the flexibility in seating and wheelchair configurations to meet all your customers' needs.

BraunAbility has a proven track record of producing economical and dependable commercial vehicles designed to keep you up and running day after day, year after year. Contact your BraunAbility representative today to see how the wheelchair accessible Chrysler Voyager can help you maintain ADA compliance... and your bottom line.

- **Seats up to 7 passengers*, configurations up to 2 wheelchair positions**
- **Radius floor provides easier wheelchair transition to middle position**
- **New OEM Tier 1 ramp latching system minimizing movement and noise**
- **Weather Tech mats provide enhanced floor protection and sound benefits**

* With optional 2nd row 3-passenger bench seat and optional 3rd row 2-passenger folding bench seat



Lowered Floor

Choose the configuration that best meets your needs.



Flexible Seating

Multiple options are available to accommodate ambulatory passengers and wheelchair users.



braunability.com/commercial

800.488.0359



Voyager Commercial Rear-Entry

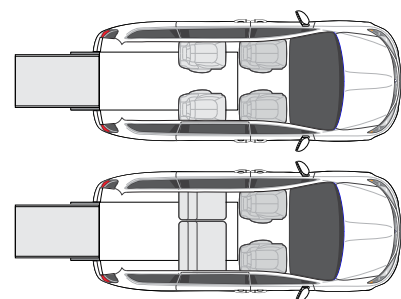


Standard Features

- 2020 and newer Chrysler Voyager
- FTA Buy America compliant
- ADA, FMVSS and CMVSS compliant
- Meets/exceeds Altoona test requirements
- CARB compliant
- 56" rear door opening
- Lowered floor section, aft of 1st row seats
- 34" wide manual ramp with 1,000 lb capacity
- Remount OEM quad seats - Flip & Fold
- ADA commercial flooring
- Wheelchair securement tie-downs - QRT MAX Slide-n-Click
- Transmission interlock
- ADA ramp lighting
- Emergency exit release for rear hatch
- Back-up alarm

Optional Features

- 2nd row 3-passenger OEM bench remount
- 2nd row 3-passenger aftermarket bench
- 3rd row 2-passenger foldaway seat
- Vinyl cover kits for OEM seats
- DOT kit
- Additional wheelchair securement belts: QRT Deluxe, QRT MAX, QRT 360
- Additional set of lap and shoulder belts



2nd Row OEM
Flip and Fold
Seating

2nd Row
3 Passenger
Bench Seating

Radius Floor

Rounded floor for easier transition for wheelchair passengers.



New Latch

OEM Tier 1 latching system minimizes movement and ramp noise.



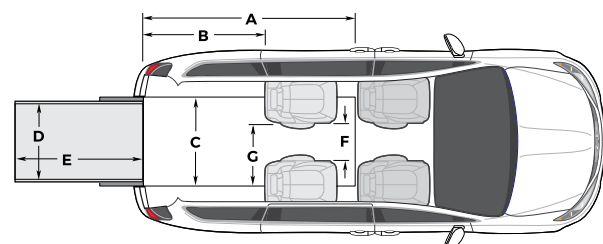
Weather Tech

Custom Sculpted Mats Enhanced floor protection and sound deadening benefits.

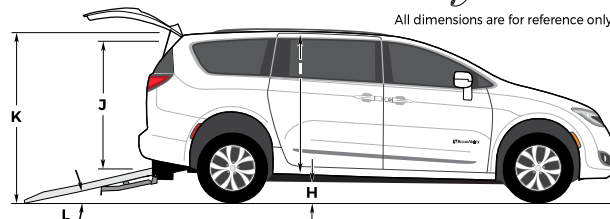


Dimensions

Lowered floor length	A	98"
Lowered floor length (behind optional 2nd row bench)	B	54.625"
Lowered floor width	C	34.25"
Ramp width (usable clear opening)	D	34"
Ramp length (manual foldout)	E	60"
OEM mid-row seats (both unfolded)	F	15.25"
OEM mid-row seats (one folded up)	G	23.5"
Ground clearance at muffler (lowest point - loaded)	H	5"
2nd row wheelchair location interior height	I	56"
Entrance height	J	56"
Overall vehicle height (hatch closed - unloaded)	K	75"
Ramp angle*	L	10°



All dimensions are for reference only



Due to manufacturing tolerances both with the OEM vehicle and the conversion components, all dimensions may vary slightly from those shown.

* Ramp angle may vary based on chassis trim level and other environmental factors



braunability.com/commercial

800.488.0359



000000