



THE BEST IN
URBAN TRANSPORT

NEW

CT-SERIES



FEATURES AND **BENEFITS**

| MAXIMUM VISIBILITY

- Combination of the newly designed 17.5" More-View window and the entrance door

| ENHANCED PASSENGER COMFORT

- Wide center aisle
- More room for passengers

| INCREASED SAFETY

- Heavy-gauge steel side impact barriers
- Encased capless fuel filler

| BUILT TO LAST STRUCTURE

- One-piece galvanized steel roof bows
- Aluminum side body panels

| CONTEMPORARY BUS DESIGN

- Stylish and ergonomic driver zone with easy access to controls

| SUPERIOR FUEL ECONOMY AND PERFORMANCE

- Narrow body width
- Responsive power
- Low-end acceleration & high-end efficiency (6-speed automatic transmission)
- Aerodynamic design

| MAINTENANCE FRIENDLY

- Accessible wiring and electrical compartment
- Accessible engine compartment

UP TO
38 %

**BETTER FUEL
ECONOMY**

than other shuttle bus chassis

OPTIONS AND SPECIFICATIONS

A WIDE RANGE OF OPTIONS TO BETTER ACCOMMODATE YOUR NEEDS.



Easy access to controls



Driver view



Encased capless fuel filler



More view window

SPECIFICATIONS

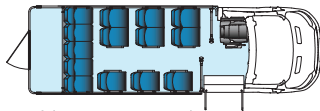
CT-SERIES	
	Ford Transit
Exterior length overall	273"
Exterior width overall	86"
Exterior height overall	106"
Interior width at hip	82"
Interior height at center line	74"
Wheelbase	156"
Engine	3,7L V6 / 3,2L I5 DIESEL
Transmission	6-SPEED AOD W/ SELECTSHIFT
GVWR	9500# - 10360#
Fuel tank	25G

Specifications shown in this brochure were in effect at time of printing. In keeping with its policy of continual improvement, Micro Bird, Inc. reserves the right to change specifications without notice and without incurring obligations.

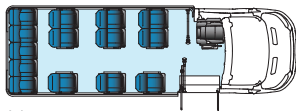
CB-05-15

SEAT PLANS

For up to 17 passengers



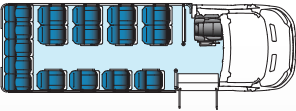
14 passengers + luggage



14 passengers



9 passengers + 1 w/c



17 passengers



ALSO AVAILABLE:

All our commercial buses are available with special needs options. There is a wide variety of seat plans offered to meet your needs.

1-855-628-MBUS
MBCBUS.COM

A LEGACY OF
BUS INNOVATIONS

